

CREDIT OPINION

26 April 2024

Update



Send Your Feedback

RATINGS

Macquarie Group Limited

Domicile	Sydney, New South Wales, Australia
Long Term CRR	Not Assigned
Long Term Debt	A1
Type	Senior Unsecured - Fgn Curr
Outlook	Stable
Long Term Deposit	Not Assigned

Please see the [ratings section](#) at the end of this report for more information. The ratings and outlook shown reflect information as of the publication date.

Contacts

Francesco Mirenti +61.2.9270.8176
VP-Sr Credit Officer
frank.mirenti@moody's.com

Tom Ogden +61.2.9270.1713
Lead Ratings Associate
tom.ogden@moody's.com

Patrick Winsbury +61.2.9270.8183
Associate Managing Director
patrick.winsbury@moody's.com

CLIENT SERVICES

Americas	1-212-553-1653
Asia Pacific	852-3551-3077
Japan	81-3-5408-4100
EMEA	44-20-7772-5454

Macquarie Group Limited

Update following rating action

Summary

[Macquarie Group Limited's](#) (MGL) A1 senior unsecured and long-term issuer ratings are two notches above Macquarie Bank Limited's (MBL) a3 Baseline Credit Assessment, reflecting our Advanced Loss Given Failure (LGF) analysis, with the holding company's senior ratings benefitting from loss absorption of more junior securities. MGL's strong overall credit profile is characterised by very strong profitability resulting from its highly diversified business mix, very strong capital adequacy and a conservative liquidity profile. The strength of the group's capital and liquidity provides a counterbalance to the group's trading and investment banking activities which can raise non-lending asset risks.

Moody's also maintains ratings for the group's banking subsidiary, [Macquarie Bank Limited](#) (MBL, Aa2 stable, a3), and MBL's non-extended licenced entities, [Macquarie International Finance Limited](#) (MIFL, A2 stable) and the group's non-banking businesses [Macquarie Financial Holdings Pty Limited](#) (A2 stable).

In particular we note:

- » MGL maintains a solid balance sheet position, with high levels of capital and very strong liquidity metrics. As at 30 September 2023, its banking subsidiary reported an APRA Basel III Common Equity Tier 1 (CET 1) ratio of 13.2%, and a quarterly daily average Liquidity Coverage Ratio of 199%. Management's focus on maintaining a resilient balance sheet is key to maintaining the firm's strong credit profile.
- » MGL's risk management is very strong with tight risk controls, cognizant of market, regulatory and reputational pressures both on an individual unit and on a portfolio basis. The well-embedded risk culture reflected in the firm's earnings performance are positive. Maintaining its disciplined risk culture remains a challenge as the group grows larger, or pursues further growth opportunities through acquisitions.

Credit strengths

- » A diversified business profile, constrained by exposure to non-lending risks.
- » Conservative risk management is key to MGL's credit profile.
- » Capital levels remain supportive; future positioning is a key credit consideration.
- » Strong liquidity profile.

Credit challenges

- » Exposure to volatile capital markets businesses.
- » Complex and diverse nature of MGL's operations, requiring disciplined and proactive risk management.

Rating outlook

The outlook is stable for all the ratings of MGL and its subsidiaries.

Factors that could lead to an upgrade

Further positive rating pressure is unlikely in the near-term. An upgrade would depend on Macquarie's ability to sustain a strong and stable performance with capital levels and profitability consistently above peer averages while also maintaining its conservative liquidity profile.

Factors that could lead to a downgrade

Macquarie's ratings could be downgraded if (1) the funding intensity of the group's balance sheet continues to rise, (2) if earnings volatility leads to lower profitability with net income to tangible assets falling below 1.25% on a group consolidated basis, or (3) if residential mortgage lending problem loans rise materially.

We view the Macquarie legal entities as closely intertwined, with a high degree of operational and financial linkages. However, should in the medium-to-long run there be a sharpening of the boundaries between the group's bank and non-bank entities, it could lead to greater divergence of their credit profiles and rating outcomes.

This publication does not announce a credit rating action. For any credit ratings referenced in this publication, please see the issuer/deal page on <https://ratings.moody's.com> for the most updated credit rating action information and rating history.

Key indicators

Exhibit 1

Macquarie Group Limited (Consolidated Financials) [1]

	09-23 ²	03-23 ²	03-22 ²	03-21 ²	03-20 ²	CAGR/Avg. ³
Total Assets (AUD Million)	365,349.0	354,807.0	320,959.0	227,270.0	211,982.0	16.8 ⁴
Total Assets (USD Million)	235,795.7	237,632.7	241,023.5	173,100.1	129,743.9	18.6 ⁴
Tangible Common Equity (AUD Million)	27,407.0	28,042.7	23,874.8	18,684.8	17,122.7	14.4 ⁴
Tangible Common Equity (USD Million)	17,688.4	18,781.7	17,928.7	14,231.3	10,480.0	16.1 ⁴
Problem Loans / Gross Loans (%)	0.9	1.3	1.2	1.9	2.1	1.5 ⁵
Tangible Common Equity / Risk Weighted Assets (%)	25.4	25.8	20.0	21.8	19.3	22.5 ⁶
Problem Loans / (Tangible Common Equity + Loan Loss Reserve) (%)	5.0	6.9	6.7	10.2	11.0	8.0 ⁵
Net Interest Margin (%)	1.1	1.0	1.2	1.2	1.2	1.1 ⁵
PPI / Average RWA (%)	3.6	4.7	3.7	3.8	3.4	3.8 ⁶
Net Income / Tangible Assets (%)	0.8	1.5	1.6	1.3	1.3	1.3 ⁵
Cost / Income Ratio (%)	74.5	67.5	72.4	72.1	76.4	72.6 ⁵
Market Funds / Tangible Banking Assets (%)	39.4	37.9	44.8	36.0	40.5	39.7 ⁵
Liquid Banking Assets / Tangible Banking Assets (%)	35.1	37.7	38.0	37.2	31.1	35.8 ⁵
Gross Loans / Due to Customers (%)	124.1	118.7	133.5	126.1	141.1	128.7 ⁵

[1] All figures and ratios are adjusted using Moody's standard adjustments. [2] Basel III - fully loaded or transitional phase-in; IFRS. [3] May include rounding differences because of the scale of reported amounts. [4] Compound annual growth rate (%) based on the periods for the latest accounting regime. [5] Simple average of periods for the latest accounting regime. [6] Simple average of Basel III periods.

Sources: Moody's Investors Service and company filings

Profile

Macquarie Group Limited (MGL) is the non-operating holding company of the Macquarie Group. The group offers asset management; finance, banking, advisory services and risk and capital solutions globally. Its activities are carried out through four primary business lines: Macquarie Asset Management (MAM), Banking and Financial Services (BFS), Commodities and Global Markets (CGM) as well as Macquarie Capital (MacCap). As at 30 September 2023, the group reported consolidated assets of AUD 394.6 billion.

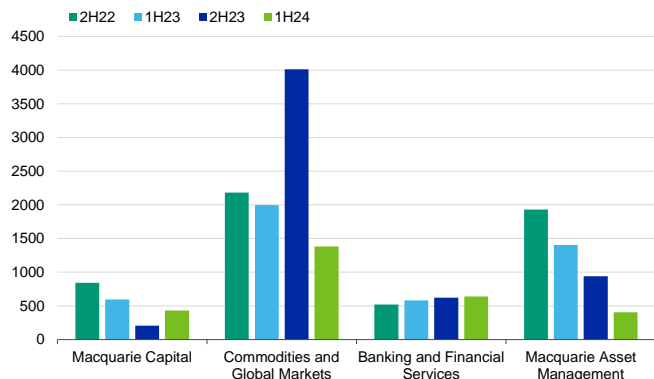
Detailed credit considerations

A diversified business profile enables the bank to maintain strong profitability

MGL benefits from a highly diverse business profile, by both product and geography, with a history of strong earnings contribution from its more stable lines of business, including asset management, asset finance and banking. This provides the group with a base of stable earnings, enabling it to better absorb earnings shocks that may arise from market volatility that would affect its markets facing businesses.

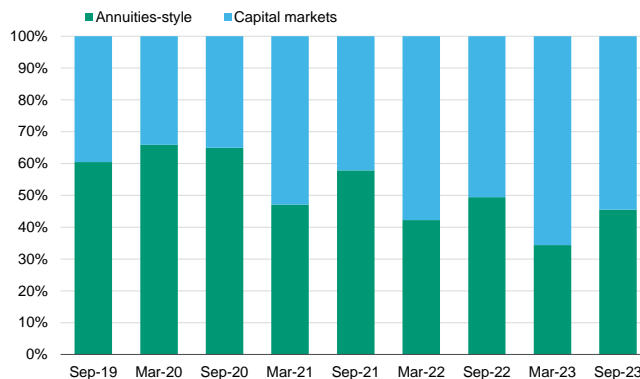
This has been demonstrated through its consistently strong profitability, with net income to tangible assets averaging 1.46% over the last five financial years. For the half year ending 30 September 2023, the group reported statutory earnings of AUD1,415 million, representing a net income to tangible assets ratio of 0.78%. The group's earnings for 1H24 are well below the 5 year average given the large decline in earnings from the group's Commodities and Global Markets (CGM) division, reflecting the reduced client hedging and trading activity during the period as market volatility subsided relative to 2H23. The group's asset management operations also experienced lower earnings due to lower asset sales and increase in operating expenses. However, base and performance fees were broadly in line with previous periods. We expect some cyclicity within the asset management division's earnings given that asset sales can be large in terms profit contribution and can be dependent upon broader market and economic sentiment.

Exhibit 2
Earnings lower in 1H24 as commodity market volatility subsided
 Net profit contribution by operating group (ex Corporate Centre charges)



Source: Company disclosures, Moody's Ratings

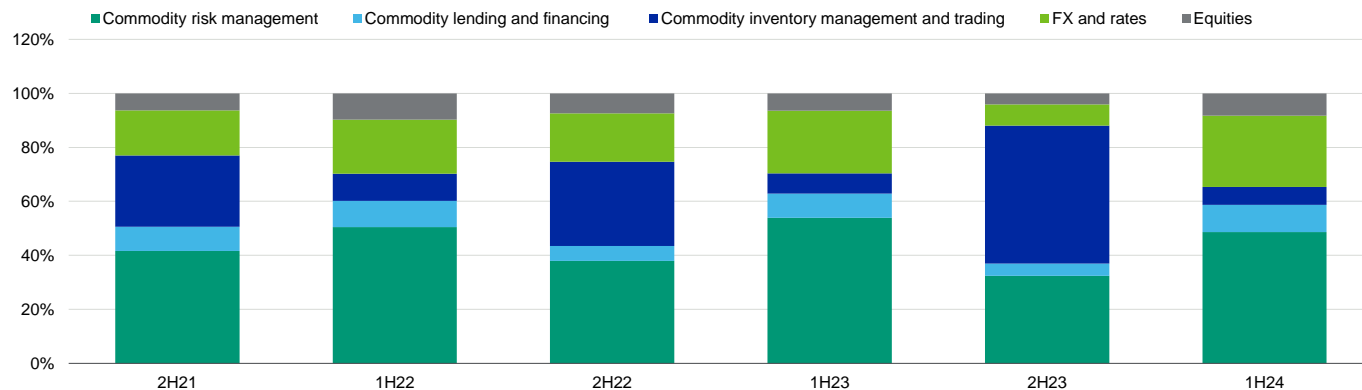
Exhibit 3
Annuity style businesses provides earnings stability
 Net profit contribution (ex Corporate Center charges)



Source: Company disclosures, Moody's Ratings

Despite the large decline in CGM earnings during the period, it still remains the most significant revenue driver for the group, representing 48% of the group's profits (before tax and other corporate center costs). While the commodities business has benefited from market volatility, we expect the group's risk management products to be a more stable source of revenue given it's a client driven flow activity. Conversely, inventory management income will likely fluctuate in line with future dislocations in energy markets. As such, we expect the share of CGM earnings contribution to moderate in future periods. However, with the significant growth of the CGM division MGL's earnings are now more tilted towards its capital markets facing businesses and we expect this shift to persist over the short to medium term, meaning the group's earnings could exhibit higher levels of volatility than in previous years.

Exhibit 4
Strong growth in commodities related products boosts CGM earnings
 CGM revenue by product

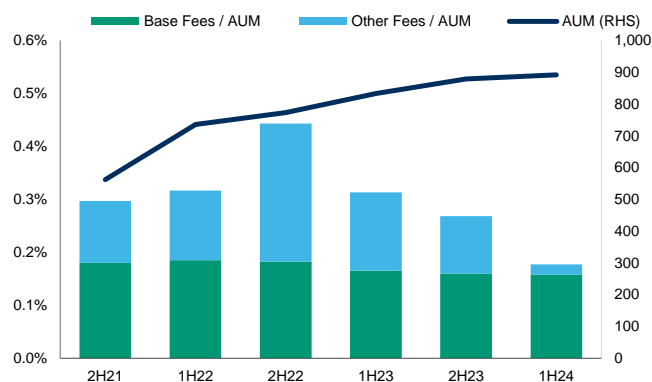


Source: Company disclosures, Moody's Ratings

This earnings volatility can be counterbalanced by the stability of the group's asset management business (MAM), and Banking and Financial Services (BFS) divisions. MAM provides a strong source of stable, recurring revenues, generating high levels of base fee income. MAM's growing portfolio benefits from a mix of both public and private investments, with strong geographical diversification. Additionally, the group's large and growing Australian retail and commercial banking business supplements the group's stable revenue sources. Despite its smaller contribution the broader group, BFS has generated very strong franchise growth within Australia, and is now the clear 5th largest residential mortgage lender with a market share of 5% as of September 2023. We believe the growth in the asset management and retail and commercial banking operations will continue to provide a solid base stable revenue generation.

Exhibit 5

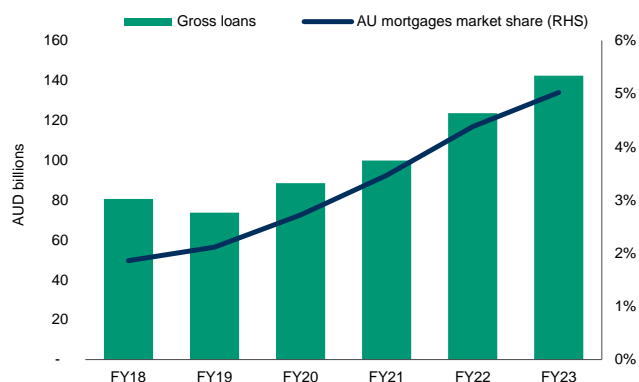
Focus on base fees underpins stable asset management earnings MAM's operating margin and assets under management (AUM)



Source: Company disclosures, Moody's Ratings

Exhibit 6

Strong loan growth sees Macquarie grow to the 5th largest AU mortgage lender MBL's gross loans and domestic market share



Source: Company disclosures, Moody's Ratings

Conservative risk management is key to MGL's credit profile

The benefits of MGL's global scope and diversification also raises the level of operational complexities and risk management challenges. In addition it exposes the firm to and risks associated with the evolution of the group's business model. As a result, we adjusted MBL's financial profile negatively by one notch.

We consider MGL's ability to maintain a conservative risk culture as being one of the firm's most difficult tasks. The diversity of MGL's business requires tight risk controls, cognizant of market, regulatory and reputational pressures both on an individual unit and on a portfolio basis. To date, management has been focused on containing its markets exposure through a combination of tight risk management oversight and an emphasis on less volatile streams of trading revenue, though this remains a key challenge as the share of earnings contribution from more volatile capital markets facing activities grows.

MGL has a well-embedded risk culture and the firm's track record and ability to limit earnings volatility are positive. Maintaining its disciplined risk culture remains a challenge as the group grows larger, or pursues further growth opportunities through acquisitions.

Capital levels remain strong, with the bank's capital management a relative strength

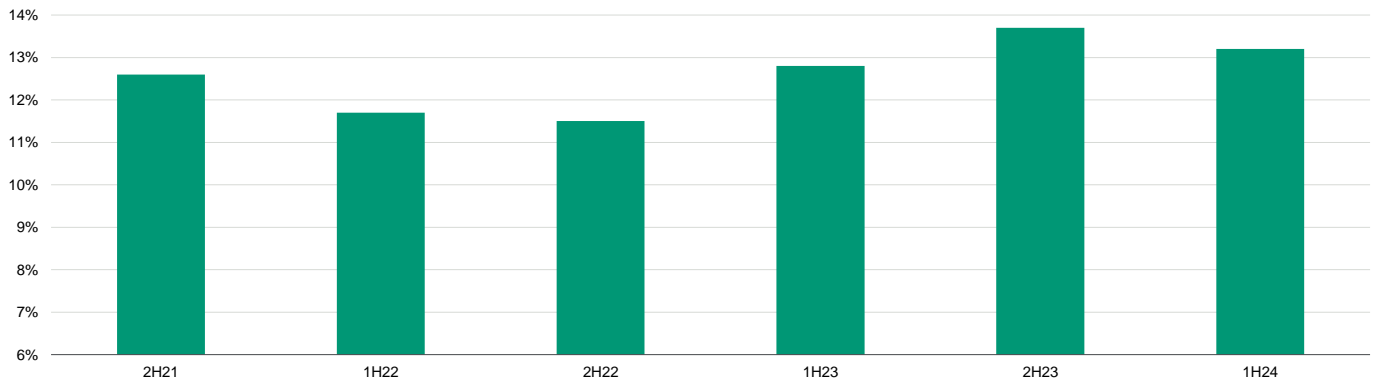
The firm's capital requirements are a combination of Basel III capital requirements for its banking operations contained within MBL and additional capital requirements in respect of its non-banking operations calculated on the basis of an economic capital adequacy model. The economic capital model is based on similar principles and models as the Basel III regulatory capital framework for banks, calculating capital requirements at a one year, 99.9% confidence level.

As at 30 September 2023, MBL, MGL's banking subsidiary, reported a Common Equity Tier 1 (CET1) ratio of 13.2%, calculated with APRA's capital methodology and a self-reported internationally "Harmonized" Basel III ratio of 18.0%, which reflect the more conservative risk-weighting of credit exposures under APRA's prudential framework.

For its non-bank operations, Macquarie holds additional capital calculated on the basis of an economic capital adequacy model. On a consolidated basis, including hybrids, MGL had surplus total capital above minimum requirements of AUD10.5 billion, as of September 2023. This surplus capital buffer is leveraged to support business growth, both organic and inorganic through the cycle, but also reflects Macquarie's conservative capital management planning.

Exhibit 7

Bank capitalization remains strong
Common Equity Tier 1 ratio of Macquarie Bank Limited



Source: Company disclosures, Moody's Investors Service

Substantial liquidity buffers support the bank's wholesale funding reliant profile

The group maintains a conservative liquidity policy, reflected through substantial liquidity buffers. This is balanced against the high funding needs of the group, underpinned by a relatively high, albeit with good term structure, market funds ratio.

As part of its liquidity management, Macquarie ensures that it is able to meet all of its liquidity obligations during a period of liquidity stress, defined as a twelve-month period with constrained access to funding markets for MBL, no access to funding markets for Macquarie Group Limited and with only a limited reduction in Macquarie's franchise businesses. The group's conservative liquidity management is underlined by MBL's very high average Liquidity Coverage Ratio of 199% for the three months to 30 September 2023. These considerations are reflected in MBL's very high 'a1' Liquid Resources score.

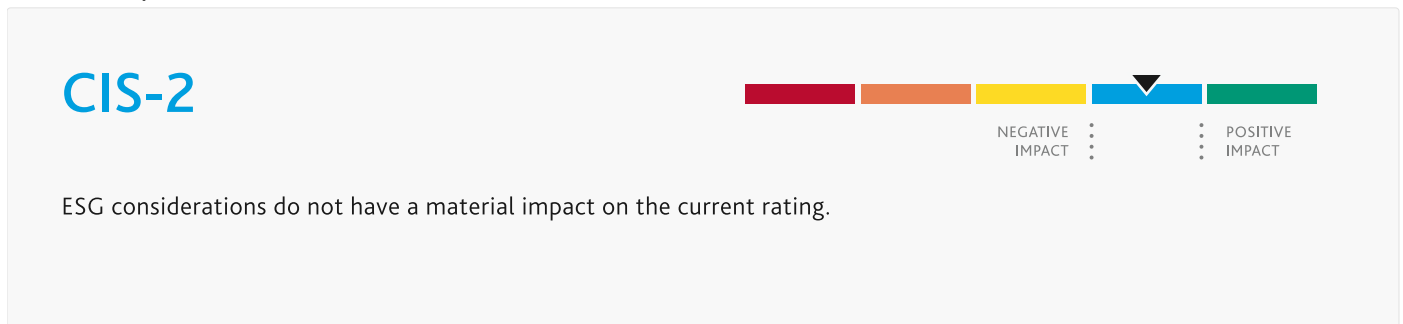
The group's external wholesale funding is raised by both MBL and MGL. MGL's market funding finances the group's non-banking businesses. The funding intensity of both parts of the group remains high and bonds and unsecured loans represent c.70% of the non-bank groups funded assets. The market funding reliance of the bank has reduced recent years, with MBL focused on growing its deposit franchise. Despite the extent of the group's market funding reliance the term structure is relatively long, providing some mitigant to refinance risk. Particularly within the non-banking group, where 77% of unsecured debt has a term to maturity greater than 3 years, of which c.50% has a term to maturity greater than 5 years.

ESG considerations

Macquarie Group Limited's ESG credit impact score is CIS-2

Exhibit 8

ESG credit impact score



Source: Moody's Investors Service

ESG scores and narratives are aligned with those of Macquarie Bank Limited. MBL's **CIS-2** indicates that ESG considerations do not have a material on the credit rating. The bank's well articulated carbon transition targets and strong risk management and compliance policies and functions limit the credit impact of environmental, social and governance risk factors.

Exhibit 9

ESG issuer profile scores



Source: Moody's Investors Service

Environmental

ESG scores and narratives are aligned with those of Macquarie Bank Limited. Macquarie Bank faces moderate exposure to environmental risks, in line with peers, primarily because of its portfolio exposure to carbon transition risk as a diversified universal bank. In response, Macquarie is actively engaging in developing its climate risk management and reporting frameworks by incorporating environmental considerations in its strategy and lending policies, including policies related to financing of coal-related businesses.

Social

ESG scores and narratives are aligned with those of Macquarie Bank Limited. Macquarie Bank Limited faces high industrywide social risks from customer relations (regulatory risk, litigation exposure and high compliance standards), and the area of data security and customer privacy. The bank also faces industrywide moderate social risks related to societal trends – in particular, digitalization --- and the extent to which such measures could hurt earnings.

Governance

ESG scores and narratives are aligned with those of Macquarie Bank Limited. Macquarie Bank faces low governance risks. The bank's risk management, policies and procedures are in line with industry practices and are suitable for its risk appetite. Additionally, Macquarie benefits from a strong risk management culture and a diversified, high-caliber board comprised of independent directors. The bank's diverse international operations expose it to moderate risk from organizational complexity.

ESG Issuer Profile Scores and Credit Impact Scores for the rated entity/transaction are available on Moodys.com. In order to view the latest scores, please click [here](#) to go to the landing page for the entity/transaction on MDC and view the ESG Scores section.

MGL'S relationship to the ratings of its operating subsidiaries

We assign the following ratings to MGL's principal operating subsidiaries:

- » Macquarie Bank Limited has a baseline credit assessment of a3. The bank's Aa2 / P-1 for deposit and debt ratings incorporate one-notch of uplift for potential systemic support.
- » Macquarie International Finance Limited is a subsidiary of the bank, operating both bank and non-bank businesses, including offshore entities of the CGM group and the group's domestic wealth management business. MIFL's issuer rating incorporates uplift for systemic support as a result of its close integration with the bank.
- » Macquarie Financial Holdings Pty Limited is an intermediate holding company for some of the group's non-bank's entities. MFHPL's operations are closely interlinked: one of the group's four business lines cross over the boundaries between MBL and MFHPL. MFHPL's issuer rating incorporates uplift for systemic support as a result of its close integration with the bank.

We continue to view the Macquarie businesses as closely intertwined, with a high degree of operational and financial linkages. However, should in the medium-to-long run the transfer serve to sharpen the boundaries between the group's bank and non-bank entities, it could lead to greater divergence of their credit profiles and rating outcomes.

Ratings

Exhibit 10

Category	Moody's Rating
MACQUARIE GROUP LIMITED	
Outlook	Stable
Issuer Rating	A1
Senior Unsecured	A1
ST Issuer Rating	P-1
Other Short Term	(P)P-1
MACQUARIE FINANCIAL HOLDINGS PTY LIMITED	
Outlook	Stable
Issuer Rating	A2
ST Issuer Rating	P-1
MACQUARIE BANK LIMITED	
Outlook	Stable
Counterparty Risk Rating	Aa2/P-1
Bank Deposits	Aa2/P-1
Baseline Credit Assessment	a3
Adjusted Baseline Credit Assessment	a3
Counterparty Risk Assessment	Aa2(cr)/P-1(cr)
Issuer Rating	Aa2
Senior Unsecured	Aa2
Subordinate	A3 (hyb)
Commercial Paper	P-1
Other Short Term	(P)P-1
MACQUARIE BANK LIMITED, LONDON BRANCH	
Outlook	Stable
Counterparty Risk Rating	Aa2/P-1
Deposit Note/CD Program	--/P-1
Counterparty Risk Assessment	Aa2(cr)/P-1(cr)
Senior Unsecured	Aa2
Pref. Stock Non-cumulative	Baa3 (hyb)
Commercial Paper	P-1
MACQUARIE BANK LIMITED, SINGAPORE BRANCH	
Counterparty Risk Rating	Aa2/P-1
Counterparty Risk Assessment	Aa2(cr)/P-1(cr)
Senior Unsecured MTN	(P)Aa2
MACQUARIE INTERNATIONAL FINANCE LIMITED	
Outlook	Stable
Issuer Rating	A2
Commercial Paper	P-1

Source: Moody's Investors Service

© 2024 Moody's Corporation, Moody's Investors Service, Inc., Moody's Analytics, Inc. and/or their licensors and affiliates (collectively, "MOODY'S"). All rights reserved. CREDIT RATINGS ISSUED BY MOODY'S CREDIT RATINGS AFFILIATES ARE THEIR CURRENT OPINIONS OF THE RELATIVE FUTURE CREDIT RISK OF ENTITIES, CREDIT COMMITMENTS, OR DEBT OR DEBT-LIKE SECURITIES, AND MATERIALS, PRODUCTS, SERVICES AND INFORMATION PUBLISHED OR OTHERWISE MADE AVAILABLE BY MOODY'S (COLLECTIVELY, "MATERIALS") MAY INCLUDE SUCH CURRENT OPINIONS. MOODY'S DEFINES CREDIT RISK AS THE RISK THAT AN ENTITY MAY NOT MEET ITS CONTRACTUAL FINANCIAL OBLIGATIONS AS THEY COME DUE AND ANY ESTIMATED FINANCIAL LOSS IN THE EVENT OF DEFAULT OR IMPAIRMENT. SEE APPLICABLE MOODY'S RATING SYMBOLS AND DEFINITIONS PUBLICATION FOR INFORMATION ON THE TYPES OF CONTRACTUAL FINANCIAL OBLIGATIONS ADDRESSED BY MOODY'S CREDIT RATINGS. CREDIT RATINGS DO NOT ADDRESS ANY OTHER RISK, INCLUDING BUT NOT LIMITED TO: LIQUIDITY RISK, MARKET VALUE RISK, OR PRICE VOLATILITY. CREDIT RATINGS, NON-CREDIT ASSESSMENTS ("ASSESSMENTS"), AND OTHER OPINIONS INCLUDED IN MOODY'S MATERIALS ARE NOT STATEMENTS OF CURRENT OR HISTORICAL FACT. MOODY'S MATERIALS MAY ALSO INCLUDE QUANTITATIVE MODEL-BASED ESTIMATES OF CREDIT RISK AND RELATED OPINIONS OR COMMENTARY PUBLISHED BY MOODY'S ANALYTICS, INC. AND/OR ITS AFFILIATES. MOODY'S CREDIT RATINGS, ASSESSMENTS, OTHER OPINIONS AND MATERIALS DO NOT CONSTITUTE OR PROVIDE INVESTMENT OR FINANCIAL ADVICE, AND MOODY'S CREDIT RATINGS, ASSESSMENTS, OTHER OPINIONS AND MATERIALS ARE NOT AND DO NOT PROVIDE RECOMMENDATIONS TO PURCHASE, SELL, OR HOLD PARTICULAR SECURITIES. MOODY'S CREDIT RATINGS, ASSESSMENTS, OTHER OPINIONS AND MATERIALS DO NOT COMMENT ON THE SUITABILITY OF AN INVESTMENT FOR ANY PARTICULAR INVESTOR. MOODY'S ISSUES ITS CREDIT RATINGS, ASSESSMENTS AND OTHER OPINIONS AND PUBLISHES OR OTHERWISE MAKES AVAILABLE ITS MATERIALS WITH THE EXPECTATION AND UNDERSTANDING THAT EACH INVESTOR WILL, WITH DUE CARE, MAKE ITS OWN STUDY AND EVALUATION OF EACH SECURITY THAT IS UNDER CONSIDERATION FOR PURCHASE, HOLDING, OR SALE.

MOODY'S CREDIT RATINGS, ASSESSMENTS, OTHER OPINIONS, AND MATERIALS ARE NOT INTENDED FOR USE BY RETAIL INVESTORS AND IT WOULD BE RECKLESS AND INAPPROPRIATE FOR RETAIL INVESTORS TO USE MOODY'S CREDIT RATINGS, ASSESSMENTS, OTHER OPINIONS OR MATERIALS WHEN MAKING AN INVESTMENT DECISION. IF IN DOUBT YOU SHOULD CONTACT YOUR FINANCIAL OR OTHER PROFESSIONAL ADVISER.

ALL INFORMATION CONTAINED HEREIN IS PROTECTED BY LAW, INCLUDING BUT NOT LIMITED TO, COPYRIGHT LAW, AND NONE OF SUCH INFORMATION MAY BE COPIED OR OTHERWISE REPRODUCED, REPACKAGED, FURTHER TRANSMITTED, TRANSFERRED, DISSEMINATED, REDISTRIBUTED OR RESOLD, OR STORED FOR SUBSEQUENT USE FOR ANY SUCH PURPOSE, IN WHOLE OR IN PART, IN ANY FORM OR MANNER OR BY ANY MEANS WHATSOEVER, BY ANY PERSON WITHOUT MOODY'S PRIOR WRITTEN CONSENT. FOR CLARITY, NO INFORMATION CONTAINED HEREIN MAY BE USED TO DEVELOP, IMPROVE, TRAIN OR RETRAIN ANY SOFTWARE PROGRAM OR DATABASE, INCLUDING, BUT NOT LIMITED TO, FOR ANY ARTIFICIAL INTELLIGENCE, MACHINE LEARNING OR NATURAL LANGUAGE PROCESSING SOFTWARE, ALGORITHM, METHODOLOGY AND/OR MODEL.

MOODY'S CREDIT RATINGS, ASSESSMENTS, OTHER OPINIONS AND MATERIALS ARE NOT INTENDED FOR USE BY ANY PERSON AS A BENCHMARK AS THAT TERM IS DEFINED FOR REGULATORY PURPOSES AND MUST NOT BE USED IN ANY WAY THAT COULD RESULT IN THEM BEING CONSIDERED A BENCHMARK.

All information contained herein is obtained by MOODY'S from sources believed by it to be accurate and reliable. Because of the possibility of human or mechanical error as well as other factors, however, all information contained herein is provided "AS IS" without warranty of any kind. MOODY'S adopts all necessary measures so that the information it uses in assigning a credit rating is of sufficient quality and from sources MOODY'S considers to be reliable including, when appropriate, independent third-party sources. However, MOODY'S is not an auditor and cannot in every instance independently verify or validate information received in the credit rating process or in preparing its Materials.

To the extent permitted by law, MOODY'S and its directors, officers, employees, agents, representatives, licensors and suppliers disclaim liability to any person or entity for any indirect, special, consequential, or incidental losses or damages whatsoever arising from or in connection with the information contained herein or the use of or inability to use any such information, even if MOODY'S or any of its directors, officers, employees, agents, representatives, licensors or suppliers is advised in advance of the possibility of such losses or damages, including but not limited to: (a) any loss of present or prospective profits or (b) any loss or damage arising where the relevant financial instrument is not the subject of a particular credit rating assigned by MOODY'S.

To the extent permitted by law, MOODY'S and its directors, officers, employees, agents, representatives, licensors and suppliers disclaim liability for any direct or compensatory losses or damages caused to any person or entity, including but not limited to by any negligence (but excluding fraud, willful misconduct or any other type of liability that, for the avoidance of doubt, by law cannot be excluded) on the part of, or any contingency within or beyond the control of, MOODY'S or any of its directors, officers, employees, agents, representatives, licensors or suppliers, arising from or in connection with the information contained herein or the use of or inability to use any such information.

NO WARRANTY, EXPRESS OR IMPLIED, AS TO THE ACCURACY, TIMELINESS, COMPLETENESS, MERCHANTABILITY OR FITNESS FOR ANY PARTICULAR PURPOSE OF ANY CREDIT RATING, ASSESSMENT, OTHER OPINION OR INFORMATION IS GIVEN OR MADE BY MOODY'S IN ANY FORM OR MANNER WHATSOEVER.

Moody's Investors Service, Inc., a wholly-owned credit rating agency subsidiary of Moody's Corporation ("MCO"), hereby discloses that most issuers of debt securities (including corporate and municipal bonds, debentures, notes and commercial paper) and preferred stock rated by Moody's Investors Service, Inc. have, prior to assignment of any credit rating, agreed to pay to Moody's Investors Service, Inc. for credit ratings opinions and services rendered by it. MCO and Moody's Investors Service also maintain policies and procedures to address the independence of Moody's Investors Service credit ratings and credit rating processes. Information regarding certain affiliations that may exist between directors of MCO and rated entities, and between entities who hold credit ratings from Moody's Investors Service, Inc. and have also publicly reported to the SEC an ownership interest in MCO of more than 5%, is posted annually at www.moody's.com under the heading "Investor Relations — Corporate Governance — Charter Documents - Director and Shareholder Affiliation Policy."

Moody's SF Japan K.K., Moody's Local AR Agente de Calificación de Riesgo S.A., Moody's Local BR Agência de Classificação de Risco LTDA, Moody's Local MX S.A. de C.V., I.C.V., Moody's Local PE Clasificadora de Riesgo S.A., and Moody's Local PA Clasificadora de Riesgo S.A. (collectively, the "Moody's Non-NRSRO CRAs") are all indirectly wholly-owned credit rating agency subsidiaries of MCO. None of the Moody's Non-NRSRO CRAs is a Nationally Recognized Statistical Rating Organization.

Additional terms for Australia only: Any publication into Australia of this document is pursuant to the Australian Financial Services License of MOODY'S affiliate, Moody's Investors Service Pty Limited ABN 61 003 399 657AFSL 336969 and/or Moody's Analytics Australia Pty Ltd ABN 94 105 136 972 AFSL 383569 (as applicable). This document is intended to be provided only to "wholesale clients" within the meaning of section 761G of the Corporations Act 2001. By continuing to access this document from within Australia, you represent to MOODY'S that you are, or are accessing the document as a representative of, a "wholesale client" and that neither you nor the entity you represent will directly or indirectly disseminate this document or its contents to "retail clients" within the meaning of section 761G of the Corporations Act 2001. MOODY'S credit rating is an opinion as to the creditworthiness of a debt obligation of the issuer, not on the equity securities of the issuer or any form of security that is available to retail investors.

Additional terms for India only: Moody's credit ratings, Assessments, other opinions and Materials are not intended to be and shall not be relied upon or used by any users located in India in relation to securities listed or proposed to be listed on Indian stock exchanges.

Additional terms with respect to Second Party Opinions (as defined in Moody's Investors Service Rating Symbols and Definitions): Please note that a Second Party Opinion ("SPO") is not a "credit rating". The issuance of SPOs is not a regulated activity in many jurisdictions, including Singapore. JAPAN: In Japan, development and provision of SPOs fall under the category of "Ancillary Businesses", not "Credit Rating Business", and are not subject to the regulations applicable to "Credit Rating Business" under the Financial Instruments and Exchange Act of Japan and its relevant regulation. PRC: Any SPO: (1) does not constitute a PRC Green Bond Assessment as defined under any relevant PRC laws or regulations; (2) cannot be included in any registration statement, offering circular, prospectus or any other documents submitted to the PRC regulatory authorities or otherwise used to satisfy any PRC regulatory disclosure requirement; and (3) cannot be used within the PRC for any regulatory purpose or for any other purpose which is not permitted under relevant PRC laws or regulations. For the purposes of this disclaimer, "PRC" refers to the mainland of the People's Republic of China, excluding Hong Kong, Macau and Taiwan.

CLIENT SERVICES

Americas	1-212-553-1653
Asia Pacific	852-3551-3077
Japan	81-3-5408-4100
EMEA	44-20-7772-5454